


# GRADALL® XL 2210

## INDUSTRIAL MAINTENANCE MACHINE

### SPECIFICATIONS



XL 2210

#### Upperstructure Engine

Cummins 4BT3.9 diesel, turbocharged, liquid cooled, 4 cycle, 4 cylinder, 239 cid (3.9L), 4.02" bore x 4.72" stroke (102mm x 120mm), 18.5:1 compression ratio. 93 hp (69kW) gross at 2200 rpm, 80 hp (60kW) net at 2200 rpm. 260 ft-lb (353Nm) gross torque at 1500 rpm.

Altitude capability 9850' (3000m). Derate 4% per 1500' (457m) above 9850' (3000m).

Maximum slope: 45°

12 volt starter, 105 amp alternator, one SAE #C31-S 810 CCA battery, two-stage dry type air cleaner with centrifugal pre-cleaner, ejector valve and service indicator, spin-on oil filter, spin-on fuel filter/water separator.

Fuel tank capacity: 55 gallons (208L).

#### Hydraulic System

##### PUMPS

Two load-sensing axial piston pumps; 0 - 43.5 GPM (0 - 165 L/min) each. Gear pump for continuous cooler flow.

##### SYSTEM MONITOR

Electronic monitor indicates low hydraulic fluid level, high hydraulic fluid temperature, and condition of return and suction filters.

##### SYSTEM SPECIFICATIONS

###### Three double acting cylinders

- 1 boom hoist: 4.75" ID, 3.0" rod (121mm x 76mm), 28" (711mm) stroke.
- 1 tool: 4.5" ID, 2.5" rod (114mm x 64mm), 17.75" (451mm) stroke.
- 1 telescope: 3.5" ID, 2.25" rod (89mm x 57mm), 9'6" (2.90m) stroke.

###### Four hydraulic motors

Swing, 42 hp (31kW); tilt, 12.6 hp (9kW); two crawler drives, 76 hp (57kW) each.

###### Operating pressures

Hoist	3950 psi (27,216 kPa)
Tilt	1800 psi (12,402 kPa)
Swing	2875 psi (19,809 kPa)
Tool	3950 psi (27,216 kPa)
Telescope	3150 psi (21,704 kPa)
Crawler	3950 psi (27,216 kPa)
Pilot system	480 psi (3,307 kPa)

###### Oil capacity

Reservoir 33 gallons (125L), system 55 gallons (208L). Pressurized reservoir with visual oil level gauges.

#### Filtration system

10 micron with return filter with 100 mesh strainer in reservoir.

Fin and tube-type oil cooler, with thermal by-pass and relief valves.

Pressure compensated load-sensing valves with circuit reliefs in all valves.

#### Controls

Microprocessor controlled transmitter/receiver radio system. Radio Remote System containing transmitter with 2 dual axis joysticks (hoist & bucket, telescope & swing) and 3 single axis joysticks (crawler controls & tilt). Toggle switch for selection of crawler speed ranges, attachment on/off, throttle speed. Push buttons for engine start, engine stop and emergency stop. Remote transmitter range: 330 ft. (101 m).

Joysticks are self-centering; when controls are released, power for movement disengages and swing, tilt and crawler brakes set automatically.

Secure storage area on machine for transmitter when not in use.

#### Engine Controls

Separate key switches on machine and transmitter for on/off control. Hour meter and air cleaner condition indicator. Electronic monitor indicates fuel level, low battery charge, coolant level, lube oil pressure, high coolant temperature and engine rpm. Audible (Machine Horn) engine alarm and low transmitter battery alarm system. Beacon is standard and is operational when the transmitter is on.

#### Swing

Priority swing circuit with axial piston motor. Planetary transmission.

Swing speed: 0 - 7 rpm.

#### Swing brake

Automatic swing parking brake, spring-set hydraulic release. Dynamic braking provided by hydraulic system.

#### Undercarriage

Tractor type crawler with triple grouser heavy-duty pads.

Sealed track links, lubricated and sealed idlers and rollers, hydraulic track tension adjustment, track guides, motor and hose guards, front and rear tow eyes.

**Track length:** 9'10" (3m)

**Track pads:** 19.7" (500mm)

**Overall width:** 8'2" (2.5m) with 19.7" (500mm) pads

**Ground clearance:** 18" (457mm)

Dual range high torque piston motor, 76 hp (57kW), powers each track. Three stage planetary drive with integral speed limiting valve and automatic spring-set hydraulic release wet disc parking brake.

Travel speed on flat, level surface—mph (km/hr):

Speed Selector	
High	2.27 (3.65)
Low	1.59 (2.56)

Travel speed range can be shifted while moving.

**Gradeability:** 100% Limited by engine lubrication requirements.

**Drawbar pull:** 18,800 lbs. (83.6kN)

Individual track control. Tracks counter-rotate to pivot machine around on centerline.

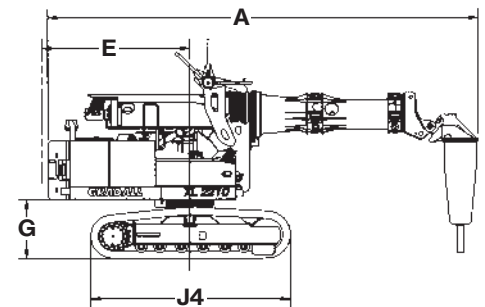
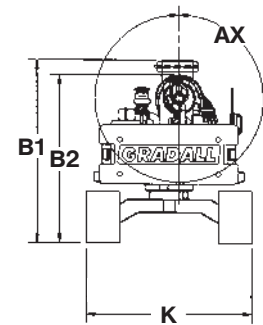
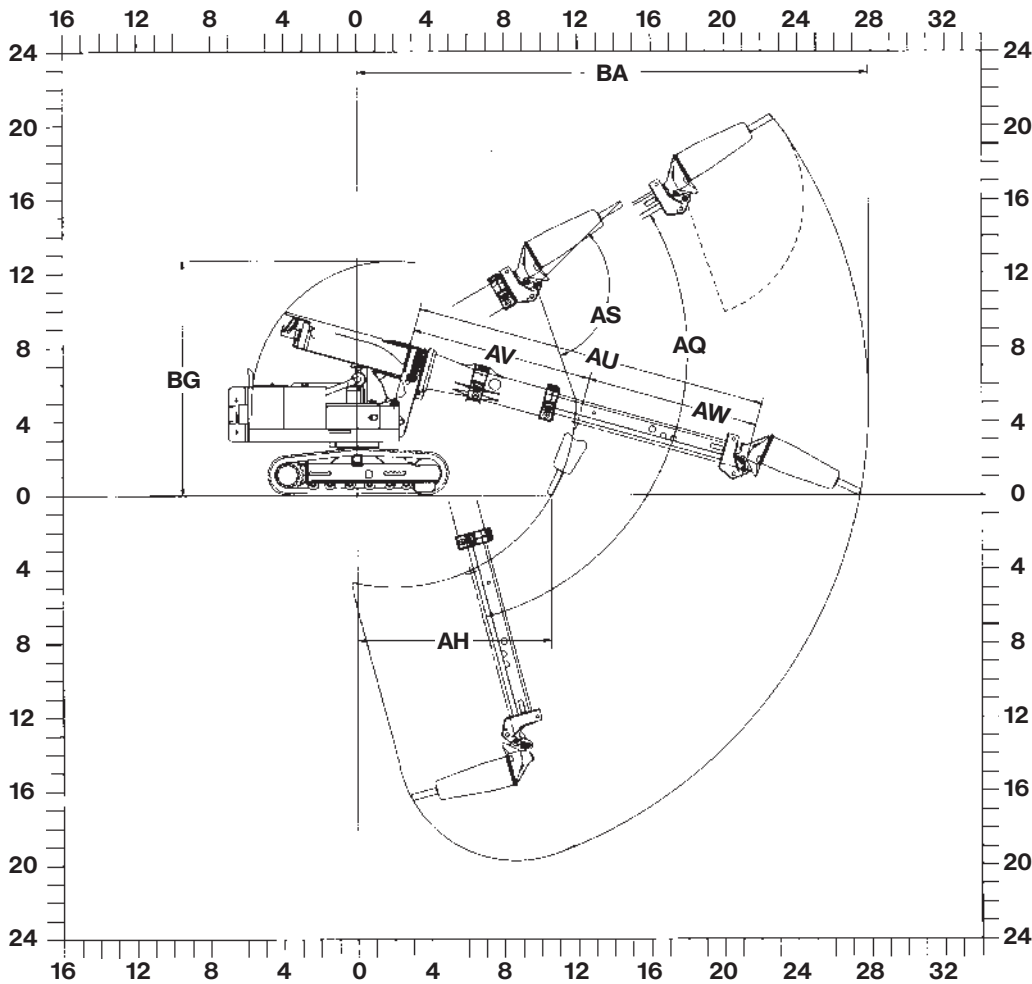
Electronically operated travel alarm mounted in counterweight area signals crawler movement in either direction.

#### Weight

Approximate working weight with 24" (61cm) bucket, 19.7" (500 mm) pads, fuel tank half full:

**Weight:** 26,250 lb. (11,906 kg)

**Bearing Pressure:** 6.77 psi (.47 kg/cm<sup>2</sup>)



**Shown with 8025-5003 Hammer** (Meters shown in parentheses)

- |  |   |
|--|---|
| <p><b>A</b> Minimum transport length (boom level) with hammer: 21'6" (6.6)</p> <p><b>B<sub>1</sub></b> Overall height (boom level) with optional lifting yoke (folded): 9'1" (2.8)</p> <p><b>B<sub>2</sub></b> Overall height (boom level) without lifting yoke: 8'5" (2.4)</p> <p><b>E</b> Swing clearance, rear of upperstructure: 7'3" (2.2)</p> <p><b>G</b> Clearance, upperstructure to groundline: 2'11" (0.89)</p> <p><b>J<sub>4</sub></b> Nominal overall length of track assembly: 9'10" (3)</p> <p><b>K</b> Width of crawler (standard) with 20" (500mm) pads: 8'2" (2.5)</p> <p><b>AH</b> Minimum radius at groundline: 10'7" (3.2)</p> <p><b>AQ</b> Boom pivot angle: 30° up &amp; 75° down</p> <p><b>AS</b> Hammer pivot angle: 115°</p> <p><b>AU</b> Maximum telescoping boom length (boom pivot to attachment pivot): 19'4" (5.9)</p> | <p><b>AV</b> Minimum telescoping boom length (boom pivot to attachment pivot): 9'11" (3)</p> <p><b>AW</b> Telescoping boom travel: 9'5" (2.9)</p> <p><b>AX</b> Boom tilt angle (continuous): 360°</p> <p><b>BA</b> Maximum radius of working equipment: 27'10" (8.5)</p> <p><b>BG</b> Maximum height of working equipment with hammer below groundline: 12'8" (3.9)</p> |
|--|---|

*It is Gradall Policy to continually improve its products. Therefore designs, materials and specifications are subject to change without notice and without incurring any liability on units already sold. Units shown may have optional equipment.*

# GRADALL®

406 Mill Ave. SW, New Philadelphia, Ohio 44663  
 Phone: 330-339-2211 Fax: 330-339-8468  
[www.gradall.com](http://www.gradall.com)



Certified ISO 9001